








Teacher's name:	Date:	Subject:	Lesson:	Class:	Room:
------------------------	--------------	-----------------	----------------	---------------	--------------

TITLE: Dog Tag

Aim of Lesson:
Physical education

Multiple Intelligences Identified in the lesson (tick relevant box:)

Kinaesthetic 	Naturalist 	Interpersonal 	Mathematical & Logical 	Linguistic 	Intrapersonal 	Visual & Spatial 
--	--	---	---	--	---	--

Resources: playground, safe area to run around in

LESSON ACTIVITIES

Teacher chooses two students to be dogs (taggers) and two students to be vets (unfreezers). When the teacher shouts go, the students will perform a locomotor activity (running, walking, skipping, hopping etc) designated by the teacher before the game to avoid being tagged by the big dogs. If a student gets tagged (tapped on the shoulder) they must freeze and stay in the spot until the vet comes over to heal them by touching them on the shoulder. Vets cannot be tagged by the dogs. Vets will wear different coloured bibs to the taggers.

Freeze all students from time to time to switch roles.