








Teacher's name:	Date:	Subject: Social Studies	Lesson:	Class:	Room:
------------------------	--------------	--------------------------------	----------------	---------------	--------------

TITLE: Dos and Don'ts of Pet Ownership

Aim of Lesson: A cooperative learning lesson	Learning Targets: To understand the needs of pets and how to be a responsible pet owner
--	---

Multiple Intelligences Identified in the lesson (tick relevant box:)

Kinaesthetic 	Naturalist  ✓	Interpersonal  ✓	Mathematical & Logical 	Linguistic 	Intrapersonal  ✓	Visual & Spatial  ✓
--	--	---	---	--	---	--

Resources: Assorted pictures from magazines, posterboard for each table divided into 2 sections.

LESSON ACTIVITIES

Objective and Structure:

The students will cooperatively sort magazine pictures into Do's and Don'ts for pets. They will glue the pictures onto the correctly labelled posterboards in an effort to develop an appreciation of the difference between the two.

There should be 4 students in each group. Since students are just learning how to be active learners within a group, each table will be one group

Each student will choose 3 pictures. Students will collaboratively decide if each picture is a DO or a DON'T. They must reach a consensus on which pictures go where.

After the picture sort, the group must nominate one person from their group to present their poster boards and explain why they feel why a picture is a Do or Don't.